


Runestone Quarry



WIRED
GUIDES



The Club

The FRCC is a large Lake District focused mountaineering club with over 1000 members based in the UK and abroad. The club was founded in 1906. The club publishes a series of climbing guidebooks to the Lakes.

Membership of the club is open to all experienced climbers and fell walkers. To join visit our website at <https://www.frcc.co.uk/joining-the-frcc/>.



Copyright

The content of this mini-guidebook are © The Fell & Rock Climbing Club of the English Lake District (FRCC), Industrial and Provident Societies registration: 30506R. No copying or distribution of this material is authorised without the written permission of the FRCC.

Guidebooks

The club publishes the following printed guidebooks:

- Eskdale
- Lakes Sport & Slate
- Lake District Rock
- Langdale
- Borrowdale
- Eastern Crags
- Eden Valley & South Lakes Limestone
- Dow & Coppermines
- Duddon & Wrynose
- Buttermere & St Bees
- Gable & Pillar
- Lake District Winter Climbs
- Scafell & Wasdale

All of our printed guidebooks may be purchased from our website at <https://www.frcc.co.uk/shop/>. We offer free shipping for orders over £30.

Runestone Quarry

OS Ref: NY30650244

Alt: 250m

Gothic ravines and decaying quarry buildings hide this sheltered fast-drying sport venue that offers enjoyable slabs and steep walls catching the morning or afternoon sun. Runestone is easily-reached and sits hidden in an elevated secluded position, marked by huge spoil heaps, overlooking the Langdale fells.



BMC RAD



Parking (car park)

Runestone,
Tilberthwaite CP

Grades

37

30

4

3

1

Ignored for two decades, re-equipping the quarry was started by members of the Eden Valley MC in 2019 and has been continued by a few enthusiastic activists with support from the **Cumbria Bolt Fund**. This hard work, and the publication of this guide, is completed voluntarily and your donations support the purchase of equipment. If you have enjoyed climbing here please make a donation at - www.cumbriaboltfund.co.uk.

Warning: The quarry is now a popular venue and traffic has cleaned some of the lines, yet all of these Lakeland slate quarries are unstable with abundant loose material: Take care climbing, moving along the top and across the spoil heaps. The last major rockfall here was as recently as 2021.

Approach

From the A593 Ambleside - Coniston road take the Tilberthwaite turn (acute right if approaching from the north) and park at a large car park below Tilberthwaite Quarry. Walk north along the road passing through the farm. Take the gated bridleway branching up to the left and follow this, steeply at first, for about 1km, until it levels out. To the west, high on the fell, a huge spoil-heap with a conspicuous slate incline marks the way into the quarry. To reach this continue along the bridleway and take the second track on the left; then over a stile to reach the inclined path which leads into the [Lower Quarry](#).

Lower Quarry

TRAD/SPORT Uphill 30 min NORTH EAST facing 🏔️🌂
Lat/Lng: [54.412567615807475, -3.0686389844654513](#)

Introduction

A sheltered spot where you may be out of any wind blowing through the [Middle Quarry](#).

Approach

From the ruined buildings at the top of the incline, a loose path descends into the quarry.



Runestone 1 - Lower Quarry - Monster Dog area

West Side

The right-hand side coming down the path from the ruined building. The routes are described clockwise...

① **All I really want to do** F6a+ New 12m

Climb the slab passing left of the overlap.

15.09.2020 D Geere, P Ibinson

② **Betty Boo** F6c+ New 13m

Gain the niche then take any finish on the slab...

20.09.2021 D Musgrove, P Clarke

③ **The Beatmasters** F6b+ New 12m

Mini-guide to Runestone Quarry

Clip the first glue-in bolt then span left to good handholds above the lip and step left into the niche on *Betty Boo*. Mantel onto the slab and traverse left to the arête. Thin cracks in the left side of the slab lead to a short traverse back right.

20.09.2021 D Musgrove, P Clarke

4 Ska Train F6a+ 12m



Up and left onto the slab. From a ledge, step up and left and follow the thin slab.

27.08.1990 M Miller

Originally E3 5c with a skyhook runner - rebolted in 2020

5 The Narrow Land F6a+ New 10m



The hanging corner has suspect rock; reach the slab across a tricky bulge.

15.07.2020 K Phizacklea

6 Unknown Warrior F7a+ New 10m



Climb the flakes just right of the arête. Clip-stick the bolt on the left to protect the stiff pull to the slab.

2020 K Phizacklea

Re-ascended in 2022 with a Stiff Clip following the loss of a crucial hold: P Whillance

7 Monster Dog F6c+ 10m



The lower slab leads to a tough pull through to the top slab. Top out and belay on the ledge above.

25.08.1990 M Miller

Originally E4 6b - rebolted 2020

8 Power of Sila F5b 10m



Lovely climbing with one awkward move. Top out and belay on the ledge above.

29.05.2020 E Parker, H Mawson

East Side

The first routes are down at the lowest point of the quarry on the left descending from the ruined building.



Runestone 2 Gandalf area

9 Rosa Canina F6a New 12m 📍 🗺️ ★

The wall right of the corner. Start on a debris heap and go directly up to maillons on hangers.

15.04.2021 I Campion, G Campion

10 Caspian F5b 15m 📍 ★

A really enjoyable romp up the slab left of the descent. Move right across an undercut nose, then trend left to follow a shallow groove.

08.03.1992 B Pilgrim, M Edwards

11 Ron's Ramble F5c † New 15m 📍

Start as for *Caspian* and make a rising traverse rightwards, crossing the gully, to the lower off on *Runescape*. Lower down as for *Runescape* to avoid the pit below the overhang.

7.06.2022 G Campion, G Edwards

12 Runescape F6a New 12m 📍 ★

From a ledge with a belay bolt step left onto a spike; step left onto the slab above the overhang. After a tricky move things settle.

Lower back down to the spike to avoid precarious blocks below the overhang.

5.05.2022 G Campion, I Campion

13 Gandalf F6b+ 13m 📍 ★★

Continuously interesting climbing on the left arête of the square-cut pillar just left of *Gollum's Gully*. Step up to good holds, then follow the left arête. Belay bolts lie over the top.

25.08.1990 M Miller, P Hadfield
Originally E3 5c - retrobolted 2020

14 **Precious** F6c+ **New** 13m



Smooth padding on the right arete of the *Gandalf* block. .

20.09.2021 P Whillance, A Towse

Gollum's Gully

The hideous chimney is best avoided **Gollums Gully** [12m VD 1991]

15 **Buttocks** F6a **New** 13m



The narrow wall to the right of *Gollum's Gully*.

2020 K Phizacklea

16 **New Booties** F6c 10m



Fingery climbing below a huge detached block. Climb up to a loose flake and cross to the block. A diagonal crack leads back right to finish.

20.04.1991 S Halton, L Harrison

17 **And Panties** F6c+ **New** 10m



Difficult smearing.

2020 K Phizacklea

18 **Arthur Dolphin isn't Dead, I've Seen Him in News of the World** HVS 4c 10m



The name is in poor taste; the climbing and the protection is no better! A leftward slanting line up a protruding buttress about 10m left of *Lynn-er Motion*.

07.04.1991 T Peak, E Blylock



Runestone 3 Lynn-er-motion area

19 **Lynn-er Motion** **F6a+** 10m



The clean slab with a prominent horizontal crack at 4m. After an encouragingly easy start the tiny edges above are exacting.

18.06.1991 P Hadfield, J Walmsley
Originally E1 5b with one bolt for protection - retrobolted in 2020.

20 **Ken-etic Energy** **F6b** **New** 10m



The right hand side of the slab.

15.04.2022 P Whillance, A Towse

21 **Yo! Pick Poe!** **HVS 5b** 10m



A large corner in the level below the extensive spoil slope.

07.04.1991 E Blylock, T Peak

22 **Kobe's Cucumber** **F6b** **New**



From the top of a boulder reach small holds then bridge the groove with difficulty to gain ledges.

01.07.2021 G Campion, M Jackson

23 **Evergreen** **F6c+** **New** 10m



Nice bridging in the slim corner.

30.07.2020 K Phizacklea,

24 **Omicron** F6b **New** 10m



Climb the short corner and leftward slanting crackline on the left of the slab.

23.11.2021 G Campion, I Campion

25 **Send it like Beccs** F6b † **New** 12m



The steep slab just right of **Omicron**. Climb directly using a few dubious flakes and brittle rock ! Should improve with traffic.

23.05.2022 G Campion, I Campion.

The next route starts below an undercut slab halfway up the spoil slope.



Runestone 4 Fancy a Jump area

26 **Fancy a Jump** F6c 10m



An undercut start gains the hanging slab.

21.04.1992 B Pilgrim, M Edwards

27 **Sickle Moon** F6a+ **New** 10m



The left-hand curving line on the slab.

02.09.2021 P.Whillance, A.Towse

28 **Matchstick Men** F6c+ **New** 9m



The central line has an excellent crimpy start.

7.09.2021 P Whillance, A Towse

29 **Hunters Moon** F6c **New** 10m



Climb the initial overhang on undercuts. Powerful but short-lived.

02.09.2021 P Whillance, A Towse

The Gallery

Above the scree slope at the head of the [Lower Quarry](#) is a flat area, **The Gallery**. The left wall provides a dozen boulder problems between **V1** and **V3** which can be identified by the scars. The prominent arête is [Phantom Arête V3](#), best approached by the path coming in from the right.

Middle Quarry - East side TRAD/SPORT Uphill 30 min NORTH WEST facing Lat/Lng: [54.41160531190714, -3.0696138514715585](#)

Introduction

The two faces of [Middle Quarry](#) offer contrasting styles:. **The West Face** gets sun in the afternoon and offers a fine varied spread of lines across the grades. Great for an afternoon or evening. **The East Face** sports some of the best routes here on a series of impressively steep walls enjoying morning sun. In the lower (northern) end of the quarry is the cave once used as an illicit whisky still by the notorious Lanty Slee. It was said that the resultant product was the best thing that ever came out of the quarry. **Warning**: there has been significant recent rockfall in [Middle Quarry](#).

Approach


From the entrance to the [Lower Quarry](#), follow the path up the west side of the quarry to reach a flat area between the quarries, from here the [Middle Quarry](#) can be seen. [The Gallery](#) can be reached from this flat area. On the east side of the quarry is a path which leads under a huge impressive slab bridged across the entrance. [Belly Button Slab](#) is about 30m up to the left.

The East Face

 **Upper Entrance Boulder** f5+  4m

A boulder problem located on the right when entering the Middle Quarry through the arch. Layback the left hand wall; at the grade the left-hand side block is prohibited. Descend over the arch.

8.06.2021 T. Barrett



Runestone 5 Belly Button Slab LHS

- 2 Baskerville F6b+ New 15m**

Rock-over, mantel and bridge before moving right to gain the crux headwall.

21.09.2021 B Larkin, D Musgrove, P Clarke

★
- 3 Hang Like a Hound F7a 10m**

A hard pull across the overhang guards sustained climbing on the arête.

15.04.1991 A Hyslop, M Bagness

★★
- 4 Coye Dog F6a+ 10m**

A rib eases the step into the corner, then continue up the groove. Or, swung left to the anchor on [Hang Like a Hound](#)

The Direct start goes at **F6b**.

09.04.1991 V McClelland, E Blylock
Rebolted in 2019

★★★
- 5 Nice View, Petunia F6a 13m**

Pull onto a narrow ledge on the right at 3m. Climb the shallow groove above to finish up the slab..

13.04.1991 T Peak, V McClelland

6 Clutching at Straws F6c 13m



A rectangular slab guarded by an overhanging wall gives a fingery problem!

24.04.1991 P Hadfield, T Peak

7 Moi Straws F6b+ New 13m



Still tricky, this start provides a more balanced climb. Make a delicate step left onto the slab above the overhang to join *Clutching* below the upper groove.

8 It's Moi Land F6a † 12m



Not re-equipped. Climb the slabby corner, then rightwards through tiers of overhangs to a curving overlap. Step left, up to a ledge, then finish more easily. Or, step right with more difficulty, to finish up the rib on the right.

27.04.1991 T Peak, S Halton

9 There's Nae Fat on me Tatties F6b 12m



Good sustained climbing. From a thin rib climb into a dark scoop flecked by rusty streaks. Following a vague groove aim for a protruding nose of rock at the upper bulge.


03.04.1991 E Blylock, L Harrison

10 Belly Button Slab F5c 13m



From a small walled enclosure, a diagonal flake leads into a broken niche, step left onto the large hanging slab and follow the shallow pillar.

18.04.1991 M Bagness, L Harrison
Originally HVS - retrobolted in 2020



Runestone 6 Belly Button Slab RHS

11 Self Isolation F6a 11m



From a pointed block, move left and climb the slab; the groove on the left is an option, and easier.
19.03.2020 R.Kenyon, R Illingworth

12 Runestone Cross F5b 20m



Follow *Self Isolation* to the 5th bolt, then make an ascending traverse rightwards to finish at the top of *Greasing My Teapot*. Long extenders or double ropes recommended.
30.05.2020 P Sterling, L Sterling

13 The Burning F6a+ 10m



From a pointed block, pull onto the slab with difficulty. Climb a vague flake continuing past a small overlap.
09.04.1991 V McClelland
Originally E2 5c - rebolted 2020

14 Smile at the End of the Rainbow F6a+ 10m



Pull over the right side of the overhang, then follow the shallow groove.
26/05/2020 R Kenyon, R Illingworth

15 Hats Off to Linten Miller F6a 10m



The left-facing groove.
13.04.1991 V McClelland
Originally E1 5a - rebolted 2020

16 Hats Off Direct F6a+ 10m



The line of bolts directly up the slab.
26.05.2020 R Illingworth

17 Runestone Cowboy F5b 10m



Another direct line up the fine slab.
19.01.2020 R.Illingworth, R.J Kenyon

18 Rust Bucket F5a 10m



Climb the rust-coloured groove clipping the bolts to the left.
26.05.2020 A Davis

19 Greasing My Teapot F6a 10m



Climb the slab with interest.
09.04.1991 E Blylock, V McClelland
Originally HVS 5c

20 Wide Open F5a 11m



The faint groove just left of the bolts.
09.04.1991 V McClelland
Originally VS 4c - rebolted 2020

21 Yodelling in the Canyon F4 11m



Mini-guide to Runestone Quarry

The left-slanting groove with shared protection from bolts to the left.

09.04.1991 E Blylock
Originally HS - retrobolted 2020

Down to the right is a large impressive slab.



22 **Viral Visions** **F6a+** 15m



An interesting line up the left side of the slab taking a faint groove and rib.

20.05.2020 R Illingworth, E McKenna Parker

23 **Corona Nightmare** **F6a+** 15m



A hard start leads to a faint crackline.

20.05.2020 R Illingworth, E McKenna Parker

24 **Lucid Dreams** **F6b** 16m



A satisfying climb with a bold start to gain discontinuous grooves.

29.07.2018 G Champion, A Champion

25 **A Long Way from Lucid** **F6b** 23m



From the 5th bolt of *Lucid Dreams* head up rightwards to join *The Long Way Home*.

9.08.2021 D Musgrove

26 **The Long Way Home** **F6c** **New** 24m



Start towards the right hand end of the overhang barrier. Climb past a jammed block then head leftwards through the overhangs to gain the slab. A ramp leads leftwards to a black streaked wall, then move right to finish up a clean groove.

15.10.2021 P Whillance, A Towse

27 **Kryten Korner** **F6b+** 17m



A great climb. At the top (south) end of the quarry there is a prominent pillar containing a steep clean-cut corner. Climb the corner with increasing difficulty.

28.03.1991 P King, S King
Rebolted in 2020

Middle Quarry - West side

Lister

The West Face

Lister [1991] climbed the hanging slabs that have suffered rockfall and is thought to be unstable.



Runestone 8 - Nirbhaya area

28 Delta Variant F6a **New** 10m



Scramble with care to a ledge at the base of [Covid Corner](#). Climb this for a couple of metres then pull across left and follow a slim groove to a large ledge.

Mini-guide to Runestone Quarry

16.10.2021 P Whillance, A Towse

29 **Covid Corner** **F6c** **New** 10m



Scramble carefully up to the base of the blank-looking corner. Climb the corner using holds on its left edge.

4.11.2021 P Whillance, J Lagoe

30 **Three Cheers for Boris!** **F6c** **New** 10m



The fine, clean open corner reached by gnarly scrambling up from the left. Climb the corner.

26.06.2020 K Phizacklea

31 **Nirbhaya** **F6c+** **New** 18m



A curving corner rises the full height of the quarry. The impressive steep wall to its right is taken by this route with hard moves to start. A very good route.

01.08.2021 D Oughton, A Pegley

Credit for equipping the route - R Illingworth.



Mini-guide to Runestone Quarry

Runestone 9 - Middle Quarry - Black Wall area

The Black Wall is the eye-catching wall seen on entering the [Middle Quarry](#).

32 **Black Slabbath** F6c **New** 15m



The left-hand line.

K Phizacklea 21.05.2021

33 **Paranoid** F6a **New** 15m



A quarry classic tackling the centre of The Black Wall. A jug haul with a few technical moves to finish - enjoy it!

15.06.2021 D Geere, K Phizacklea

34 **The Blocky Road to Ruin** F7c **New** 15m



This sustained and strenuous technical exercise weaves through steep ground on the outrageous impending wall. Masterful...

22.06.2021 K Phizacklea


The next climb is some 40m down the scree slope from [Paranoid](#). **Caution:** on the next lines large holds, including material glued-on, have been pulled off whilst climbing (Summer 2022); **Take Extra Care.**

35 **Lawless** F6c+ **New** 22m



The curving ramp and hanging arête.

23.01.2022 P.Whillance, A.Towse



Mini-guide to Runestone Quarry

Runestone 9.2 - Middle Quarry - The Gin Palace area

Some 40m left of [Lanty's Groove](#), and just right of a holly tree choked gully, is a steep buttress with a shallow scooped groove in its centre.

36 **The Gin Palace** F6c **New** 18m



Climb an arete and brown stained wall to reach the big ledge. Follow the hanging groove to a flat ledge and pull up right to good holds.

25.02.2022 P.Whillance, A.Towse, S Quinn

37 **Mother's Ruin** F6b+ **New** 18m



Takes the shallow groove up the right hand side of the black wall.

25.02.2022 P.Whillance, A.Towse, S Quinn

Approach the next route by descending a short ridge from the path that crosses below the [Middle Quarry](#).

38 **Lanty's Groove** F6b+ **New**



Excellent three-dimensional bridging in the short groove in a bay above Lanty's Cave at the lower end of [Middle Quarry](#).

16.09.2021 P Whillance, A Towse

Upper Quarry

Uphill 30 min

Introduction

Immediately above and south of [Middle Quarry](#) and known locally as Tunnel Hole Quarry, quarrying here has only recently been discontinued (2021). Access is by abseil or via a hidden tunnel on its eastern flank. The most prominent feature is a huge arched cave at the southern (uphill) end.

In 2023 a new tenant acquired the tenancy for the quarry above and restarted work there. This has led to liquid waste coming into the Upper Quarry and affecting some of the routes.

The East Face features a long bow-shaped wall of steep slanting grooves ending at a low cave. The climbs typically have difficult lower sections easing with height.

Approach

Follow a path up to the right of [Middle Quarry](#) to reach a low wall and follow this then head left up to reach a grassy slope leading to the quarry top. Descend the steep eastern hillside with care, overlooking [Hodge Close](#), to reach some ruined buildings. The tunnel entrance is behind the buildings; initially wet with stepping-stones a drier section then emerges in a low cavern below the right side of the East Face. Abseil: from the anchor at the top of [Whiskey Galore](#). This is located on a slab alongside a grassy bay in a distinctive cut in the rim, The Notch, midway along the eastern side.



Runestone 10 Upper Quarry East Face

The East Face

The first route is on a short wall to the left of the East Face, starting from a prominent large square block leaning against the face.

① Changing of the Guard F6a New 8m

Step off the block traverse rightwards into a shallow groove and climb this on its right side pulling back left to a ledge.

12.05.2022 D. Geere, K. Phizacklea, P. Whillance

② Unrecalled Activists F6c+ New 12m

Start 5m lower down to the right of the prominent block, at a slabby groove in an alcove with a horizontal shot hole in left wall. Start easily for a few metres then climb a steep groove and over an overhang to gain a slab. Up this to the anchor.

12.05.2022 K. Phizacklea

The route is close to an old bolt line of unknown origin.

③ Whiskey Galore F6b+ New 14m

Start at an undercut slab below a line of overhangs at 4m. Move up to undercuts and pull over the overhang to gain a slab. Step up, then tiptoe right on a horizontal shot hole and pull around into a steep slim groove. Climb this over a small overlap and continue, exiting right onto a slab.

27.05.2022 P.Whillance, A. Towse

④ Contraband F6c New 14m

Start as for *Whiskey Galore*. Move up to the undercuts then traverse awkwardly right beneath the overhangs to reach a good hold in a groove. Climb the slim slabby groove trending rightwards and pull over onto the slab.

16.06.2022 P.Whillance, A.Towse

⑤ Casting the Runes F7a+ New 14m

Start on the left-hand side of the wide cavern roof. From some blocks by a low shot hole make a stiff pull up to gain a smaller shot hole, then move right and up to an overlap. Pull straight over to a larger one, turn this on the left then climb a slab and short groove rightwards to the anchor.

12.05.2022 K. Phizacklea

⑥ English Summer F7a+ New 16m

From blocks below the left side of the roof boulder the roof to gain a groove and horizontal shot hole. Make awkward moves right to reach better holds (pre-clip the second bolt). Continue up and follow a slim groove, exiting right to a ledge. Move up and over an overhang then rightwards.

29.05.2022 K. Phizacklea



Runestone 11 Upper Quarry West Face

The West Face

Right of the huge arched cave at the northern end of the quarry is a distinctive bottomless arête.

7 **White Lightning** F7a **New** 18m



Start below the right corner of a square pillar, just right of the cave. Climb the pillar to overhangs. Pull through rightwards then across a tricky white wall to reach the arête. Follow the thin crack line in the slab trending leftwards above a lot of space to reach the lower offs.

2.06.2022 P.Whillance, A.Towse, R. Bartlett
.....as in the old illegal hooch.

On the West Face right of a line of square cut overhangs is a big left slanting slab.

8 **Moonshine** F6b+ **New** 22m



This excellent route dries very quickly. Start at the base of the slab. Climb easily up to some ledges

Mini-guide to Runestone Quarry

then step left and make delicate moves up a thin crack in the slab to reach better holds. Move up and pull leftwards around the arête into a short groove. Climb the middle of the slab to an anchor.

12.05.2022 P.Whillance, K.Phizacklea